

TECHNICAL DATA SHEET



ALTERNATOR E1S10M I KE

Three-Phase synchronous alternator with brushes, AVR and compound - 2 poles

E1S10M I KE

COMMON DATA

Rated Power at 50Hz	kVA	7,0	
Rated Power at 60Hz	kVA	8,5	
Rated Power Factor		0,8	
Nominal Temperature	°C	40	
Control System		self-excited	
Execution		with brushes	
Regulation Type		AVR and compound	
Insulation Class		H	
Protection		IP21	
Maximum Over speed	rpm	4500	
Overload		110% of rated power for one hour in a cycle of 6 hours	
Air Flow Requirement	m ³ /min	3,6 at 50Hz	4,5 at 60Hz
R.F.I. Suppression		Standard EN55011	

REGULATION DATA

AVR and compound		HVR10 and compound
Voltage Regulation		±1%
Sustained Short Circuit		> 300% of rated current

WINDING DATA

Stator Winding		Single layer with auxiliary winding	
Rotor Winding		with damping cage	
Number of Leads of Stator		6	
Stator Winding Resistance	Ω	0,92 at 20°C	
Rotor Winding Resistance	Ω	22,7 at 20°C	
THD at full load		<4% (L-L)	
THD at no load		<3% (L-L)	
Excitation at no Load	Adc	1,4	
Excitation at full Load	Adc	5,1	

STANDARD

References	EN60034-1 ISO8528-3 EN55011
------------	-----------------------------

ON REQUEST

UL 1446, Systems of Insulating Materials - General CSA-C22.2 No. 0, Appendix B, General Requirements - Canadian Electrical Code, Part I

E1S10M I KE

ELECTRICAL DATA

Frequency		50Hz - 3000rpm	60Hz - 3600rpm
Voltage Series Star	V	400/230	480/277
Rated Power in Class H (125°C/40°C)	kVA	7,0	8,5
	kW	5,6	6,8
Rated Power in Class F (105°C/40°C)	kVA	6,4	7,8
	kW	5,12	6,24

EFFICIENCY IN CL. H

4/4	82,5%	82,5%
3/4	83,0%	83,0%

REACTANCES AND TIME CONSTANTS

Pcc	0,72
X _d - dir. axis synchronous	222%
X' _d - dir. axis transient	15,0%
X'' _d - dir. axis subtransient	4,7%
X _q - quad. axis reactance	128%
T' _{do} - O.C. field time constant	500ms
T' _d - Transient time constant	33ms
T'' _d - Sub-transient time constant	6,0ms

MECHANICAL DATA

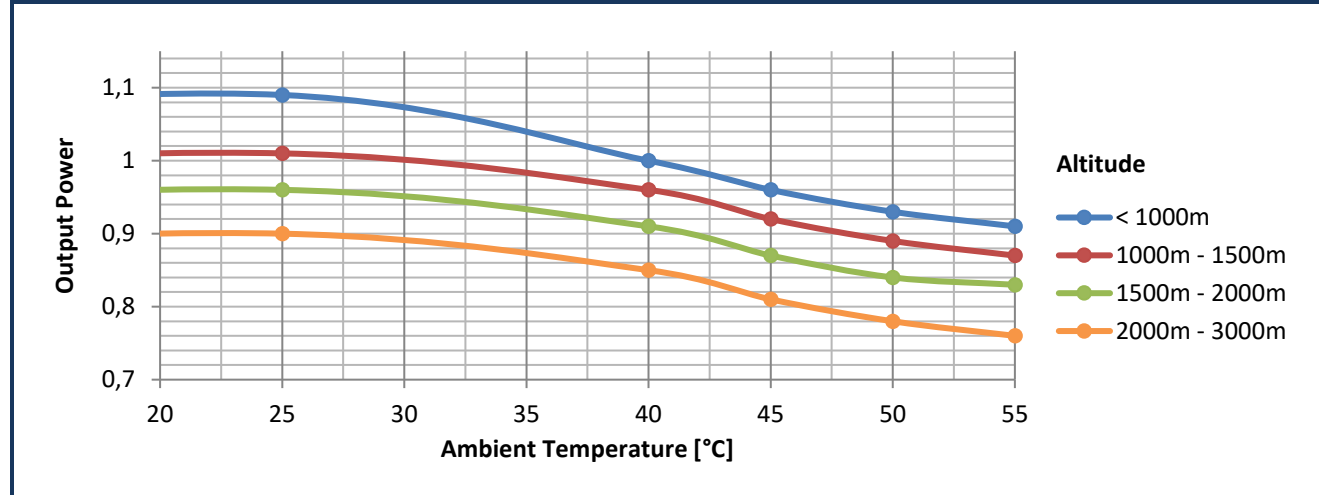
Bearing non drive end	6204-2Z-C3	
Bearing drive end (B3/B14 form)	6305-2Z-C3	
Weight of generator	in B2 kg	\
	in B3/B14 kg	37,6
	in B3/B9 kg	36,9

E1S10M I KE

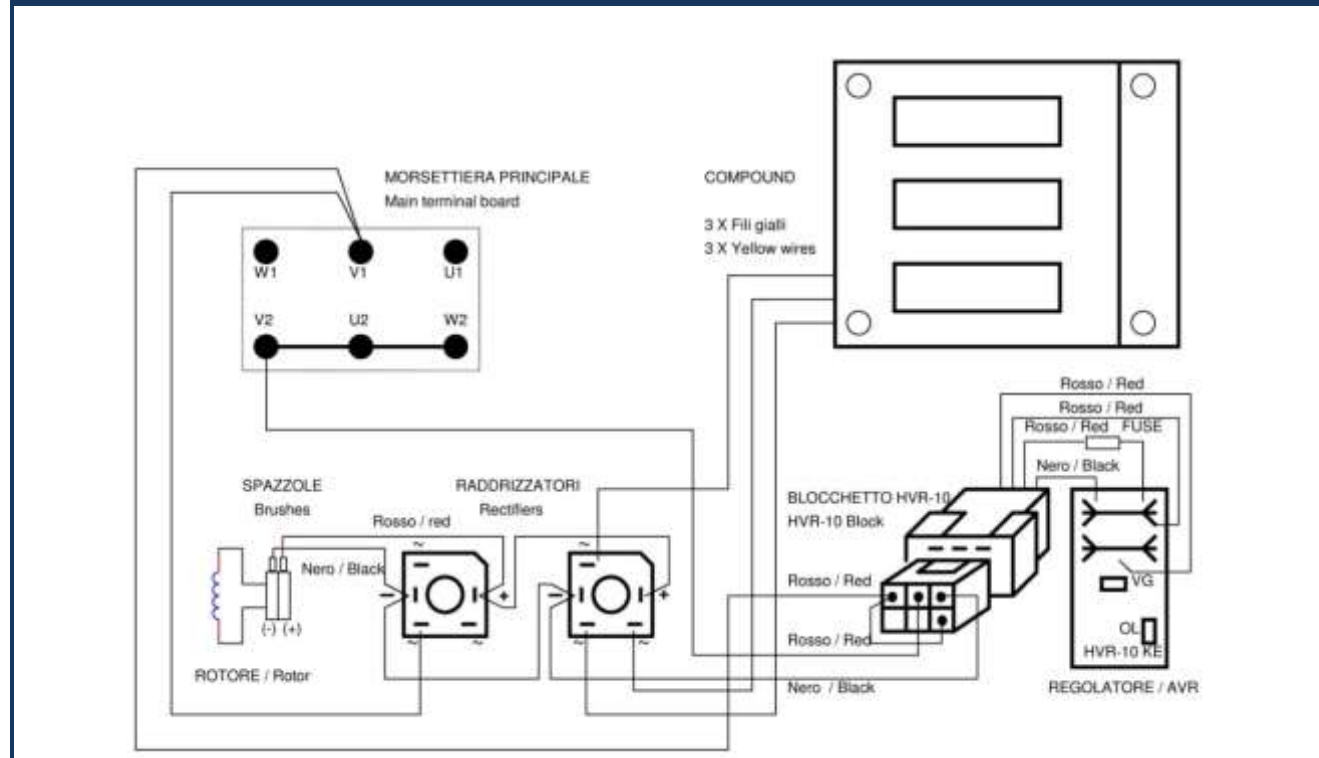
MOMENT OF INERZIA

B3/B9	kg·m ²	0,019
B3/B14	kg·m ²	0,019

DERATING CURVES



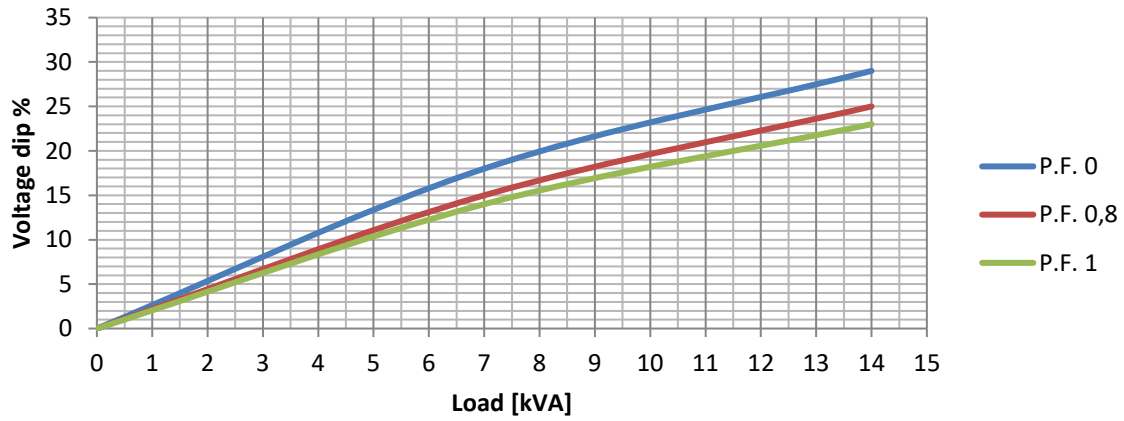
WIRING DIAGRAM



E1S10M I KE

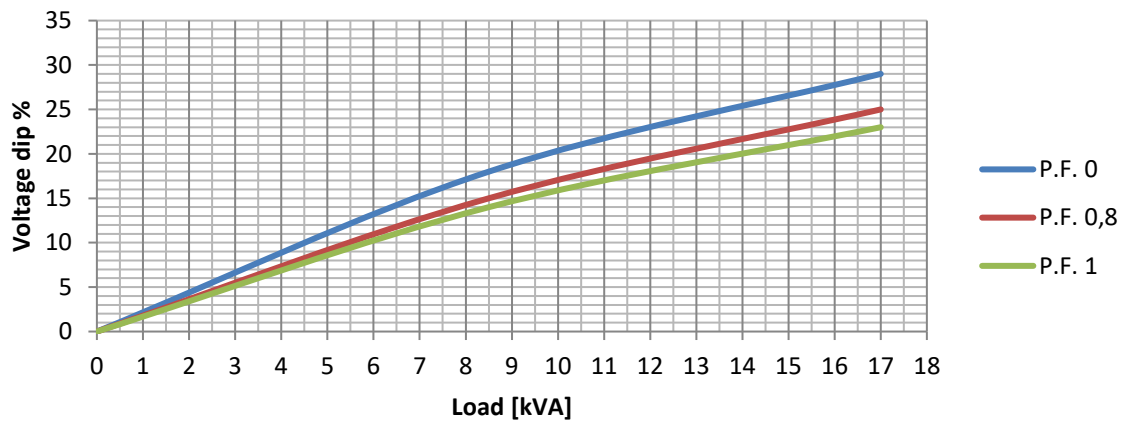
TRANSIENT VOLTAGE VARIATION 50Hz

Transient Voltage Variation @ 50Hz



TRANSIENT VOLTAGE VARIATION 60Hz

Transient Voltage Variation @ 60Hz



E1S10M I KE

FORMA FORM FORME B3/B9

